



At a Glance

NOTE: Information provided in this document is reflective of the 2010-2011 school year.

Early Childhood Offerings

- Preschool for All (PFA)
- Community Partnership Program (CPP)
- Head Start Program (HS)
- Child-Parent Centers (CPC)
- Tuition Based Preschool (TBP)
- Kindergarten

Program Formats

■ Preschool			
Half-Day	578 rooms (39 = 3rd Shift)	PFA & CPC = 2½ hours/Head Start = 3 hours	
Full School Day	26 rooms	5½ hours	
Full-Day Tuition	27 rooms	10 hours – Tuition Based Preschool	
CPP Subcontracting	472 rooms	Child Care Agency Schedule	
■ Kindergarten			
Full School Day	756 rooms	5½-hour Instructional Sessions	
4-Hour	59 rooms	4-hour Instructional Sessions	
Half-Day	40.5 rooms	2½-hour Instructional Sessions	

Eligibility

- **Preschool** Must be 3 or 4 years old on or before September 1st of the current school. Funding source determines additional eligibility criteria.
- **Kindergarten** Must be 5 years old but not 6 on or before September 1st of the current school year.
NOTE: Must reside in schools' attendance area or have been accepted to a speciality program.

Program

	Total Slots 2010-2011	Classrooms 2010-2011	Schools/Locations 2010-2011
Preschool for All	14,800	390	240
Community Partnerships – PFA	9,700	472	238
Head Start	6,900	248	130
Child-Parent Centers	1,160	29	10
Tuition Based Preschool	540	27	17
Community Partnerships – Birth-3	4,055	370	121
Prevention Initiative: Home Visiting	5,224	–	29
Kindergarten <i>(includes charter schools enrollment)</i>	28,975	855.5	Available in elementary schools
Kindergarten <i>(without charter schools enrollment)</i>	25,820	–	serving children at age 5

Curriculum Statement

- It is expected that all preschool classrooms will implement a robust literacy curriculum and emphasize mathematics throughout the preschool day. A variety of materials and curricula have been provided along with training and professional development. Literacy and math activities should be an integral part of the preschool day. In addition to these activities, multiple stories should be read to each group of children on a daily basis. Children may need to be divided by age, as teachers should begin to read more detailed stories to the four-year-old children.



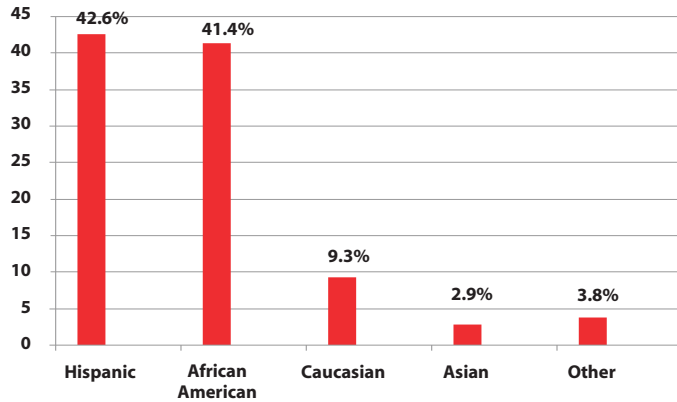
At a Glance (continued)

NOTE: Information provided in this document is reflective of the 2010-2011 school year.

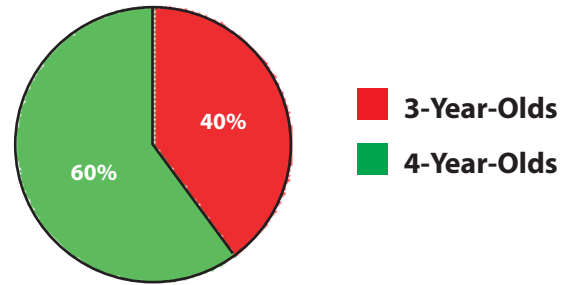
Characteristics of Participating Children

- 86.2% qualify for free and reduced lunch (2010-2011)
- 25.9% qualify for English Language Learners (ELL) services (2010-2011)

Racial and Ethnic Distribution

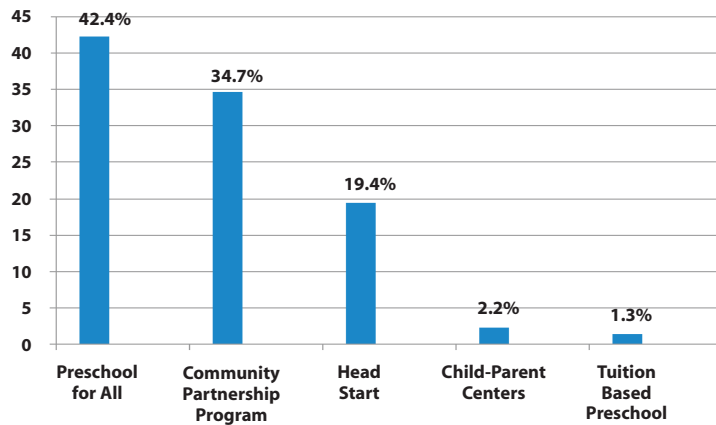


Age Cycle

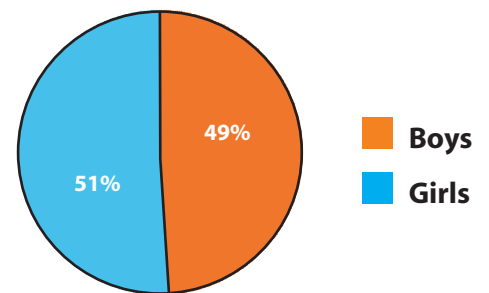


Program Distribution (percentage of number serviced)

Approximately 32,000 preschool children are served each



Boys and Girls Served



For specific program information, please contact:

Bonnie K. Roelle, *Director*
 Preschool for All & Tuition Based Preschool
 Hall Mall
 4638 West Diversey Avenue
 Chicago, Illinois 60639
 Office: (773) 534-3846
 Fax: (773) 534-3844

Christine Ryan, *Director*
 Community Partnership Program
 400 West 69th Street
 Chicago, Illinois 60621
 Office: (773) 535-3245
 Fax: (773) 535-9756

Adrienne M. Stewart, *Citywide Manager*
 Head Start Program
 Colman Elementary School
 4655 South Dearborn Street
 Chicago, Illinois 60609
 Office: (773) 535-1517
 Fax: (773) 535-1512

Sonja Griffin, *Manager*
 Child-Parent Centers
 125 South Clark Street, 9th Floor
 Chicago, Illinois 60603
 Office: (773) 553-1958
 Fax: (773) 553-2011

